


Satrix MSCI EM ESG Enhanced

New Listing



The **Satrix MSCI EM ESG Enhanced ETF** tracks the MSCI EM ESG Enhanced Focus Index, which is designed to maximise exposure to positive environmental, social and governance (ESG) metrics. Investors who are evaluating the need for emerging market equity, combined with a desire to invest responsibly, will find this ETF ensures they get the best of both.

PRODUCT DETAILS

This global ETF is listed on the JSE and investors can access it in South African Rand. Satrix will replicate the index by investing in the iShares MSCI EM ESG Enhanced UCITS ETF. This is a total return ETF, which means all dividends are automatically reinvested.

JSE listing date	10 September 2020
JSE listing code	STXEME
Targeted annual TER	0.40%
Risk profile	High

ABOUT THE INDEX


The MSCI Emerging Markets ESG Enhanced Focus Index is based on the MSCI Emerging Markets Index, its parent index, and includes large and mid-cap securities across 26 emerging market (EM) countries. The index is designed to maximize exposure to positive environmental, social and governance (ESG) factors while reducing the carbon equivalent exposure to carbon dioxide (CO₂) and other greenhouse gases (GHG) as well as their exposure to potential emissions risk of fossil fuel reserves by thirty percent (30%). The index also aims to maintain risk and return characteristics similar to its underlying market capitalization weighted index (the MSCI Emerging Markets Index).

INDEX TOP 10 CONSTITUENTS

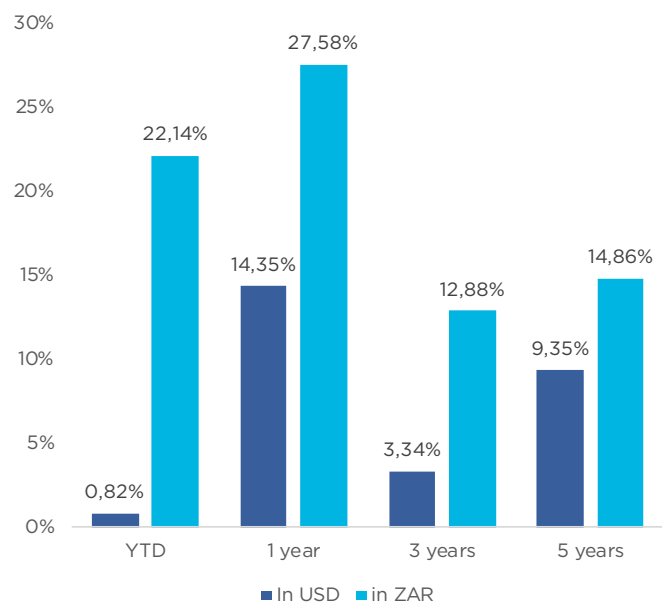
COMPANY	INDEX WEIGHT	SECTOR
Alibaba Group	8,65%	Consumer Discretionary
Tencent Holdings Ltd	6,47%	Communication
Taiwan Semiconductor Manufacturing	6,18%	Information Technology
Samsung Electronics Ltd	3,29%	Information Technology
Meituan Dianping	2,20%	Consumer Discretionary
Ping An Insurance Group	1,69%	Financials
Naspers Limited N Ltd	1,29%	Consumer Discretionary
China Construction Bank Corp H	1,15%	Financials
Reliance Industries Ltd	1,09%	Energy
JD.Com	0,96%	Consumer Discretionary

Source: iShares data | 2 September 2020

Satrix MSCI EM ESG Enhanced New Listing

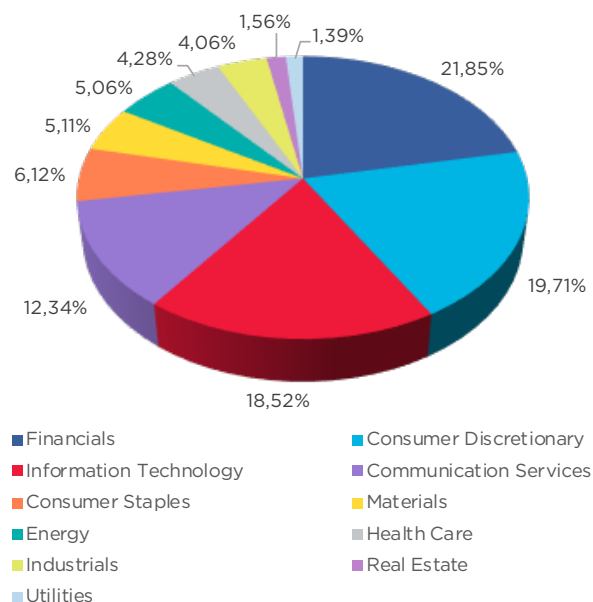


HOW HAS THE INDEX PERFORMED?



Source: MSCI data | 31 August 2020

INDEX COMPOSITION



Source: iShares data | 2 September 2020

HOW TO ACCESS THIS ETF

SatrixNOW.co.za	Wealth Managers
EasyEquities.co.za	Stockbrokers
etfSA.co.za	Online investment platforms

ASSET MANAGER : Satrix Investment Team

MARKET MAKER : Sanlam Private Wealth

FOR MORE INFORMATION: www.satrix.co.za

Satrix Managers (RF) (Pty) Ltd (Satrix) a registered and approved Manager in Collective Investment Schemes in Securities and an authorised financial services provider in terms of the FAIS. Collective investment schemes are generally medium- to long-term investments. Unit Trusts and ETFs the investor essentially owns a "proportionate share" (in proportion to the participatory interest held in the fund) of the underlying investments held by the fund. With Unit Trusts, the investor holds participatory units issued by the fund while in the case of an ETF, the participatory interest, while issued by the fund, comprises a listed security traded on the stock exchange. ETFs are index tracking funds, registered as a Collective Investment and can be traded by any stockbroker on the stock exchange or via Investment Plans and online trading platforms. ETFs may incur additional costs due to it being listed on the JSE. Past performance is not necessarily a guide to future performance and the value of investments / units may go up or down. A schedule of fees and charges, and maximum commissions are available on the Minimum Disclosure Document or upon request from the Manager. Collective investments are traded at ruling prices and can engage in borrowing and scrip lending. Should the respective portfolio engage in scrip lending, the utility percentage and related counterparties can be viewed on the ETF Minimum Disclosure Document. The Manager does not provide any guarantee either with respect to the capital or the return of a portfolio. The index, the applicable tracking error and the portfolio performance relative to the index can be viewed on the ETF Minimum Disclosure Document and/or on the Satrix website.

Performance is based on NAV to NAV calculations of the portfolio. Individual performance may differ to that of the portfolio as a result of initial fees, actual investment date, dividend withholding tax and income reinvestment date. The reinvestment of income is calculated based on actual distributed amount and factors such as payment date and reinvestment date must be considered. The fund will hold foreign assets and could be exposed to the following risks regarding potential constraints on liquidity and the repatriation of funds, macroeconomic, political, foreign exchange, tax risks, settlement risks and potential limitations on the availability of market information.