

Satrix MSCI World Feeder ETF

New Dual Listing - Kenya

SATRIX
OWN THE MARKET

The **Satrix MSCI World Feeder (known as “Satrix MSCI World”) Exchange Traded Fund (ETF)** seeks to track the performance of the MSCI World Index, which offers investors access to a broad range of companies from developed markets within a single fund.

ETF DETAILS

This local ETF will list on the Nairobi Securities Exchange (NSE) and investors will access it in Kenyan Shillings. Satrix will replicate the index by investing in the **iShares Core MSCI World UCITS ETF**.

NSE Listing Date	16 July 2025
NSE Listing Code	SXKWDM
Currency	Kenyan Shillings
Targeted Annual TER	0.35%
Distribution	Non-Distributing Fund
Benchmark Index	MSCI World Index
Risk Profile	Aggressive
Asset Manager	Satrix* Investment Team
Market Maker	Sanlam Private Wealth
Local Liquidity Provider	ABSA Kenya

ABOUT THE INDEX

- The index is representing a broad exposure to a wide range of global companies within 23 developed countries.
- There is at least 85% coverage of the listed equities in each of the countries included in the index.
- The index is well diversified across sectors, as it holds 25% Info Tech stocks, 17% Financials, 10% Health Care, 11% in Industrials and the rest in other sectors.¹
- 71% of the index is US exposure, followed by 10% in Europe-ex UK and 15% in other Developed Markets.
- Top companies in the index include Apple Inc, Nvidia, Microsoft, Amazon, Meta Platforms A, Alphabet and Tesla – market-leading giants in their respective industries.

INDEX TOP 10 CONSTITUENTS

COMPANY	INDEX WEIGHT	SUB CATEGORY	COUNTRY
Nvidia Corp	4.55%	Information Technology	United States
Microsoft Corp	4.48%	Information Technology	United States
Apple Inc	4.16%	Information Technology	United States
Amazon Com Inc	2.70%	Consumer Discretionary	United States
Meta Platforms Inc Class A	1.96%	Communication Services	United States
Broadcom Inc	1.49%	Information Technology	United States
Tesla Inc	1.38%	Consumer Discretionary	United States
Alphabet Inc Class A	1.38%	Communication Services	United States
Alphabet Inc Class C	1.18%	Communication Services	United States
JPMorgan Chase & Co	1.02%	Financials	United States

Source: iShares, BlackRock | 31 May 2025

¹As at 31 May 2025

SATRIX
OWN THE MARKET

Satrix MSCI World Feeder ETF

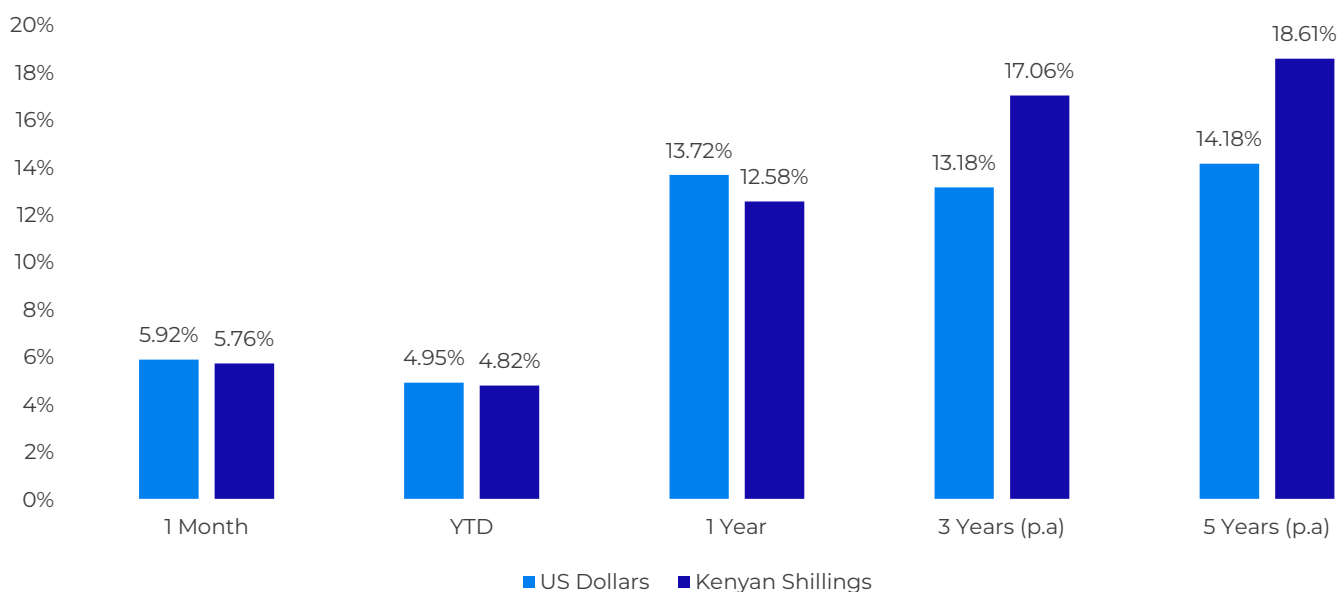
New Dual Listing - Kenya



WHY CHOOSE THIS FUND

- The fund offers diversification benefits to Kenyan investors by giving them exposure to the world's largest companies. Further Kenyan clients are able to diversify away from Kenyan Shillings.
- The MSCI World is a composition of other well-known major indices in the Developed Market, namely the S&P 500 index and Nasdaq 100 Index, which include the liquid and widely covered large- and mid-cap stocks within their respective countries.
- MSCI World is the reference benchmark commonly used to measure the performance of global active and index equity strategies.
- The index that this ETF will track offers exposure to almost 80% of global equity markets and it reflects economic diversity and growth opportunities around the world.
- The MSCI World offers a direct and effective way to gain diversified and balanced exposure across global equities.
- The MSCI methodology follows the building block approach, providing consistent exposures across developed and emerging markets without any overlap.
- It will present an efficient and low-cost tool that captures thousands of stocks across many jurisdictions, diversifying investors' portfolios with a single trade.
- The index has been designed for longevity. Investors with a long-term investment horizon who are not averse to short-term volatility will find this index attractive.
- Having exposure to 23 Developed Markets unlocks the opportunity for investors to spread their currency risk, across different countries, regions, and sectors.

INDEX PERFORMANCE



Source: iShares, BlackRock | 31 May 2025

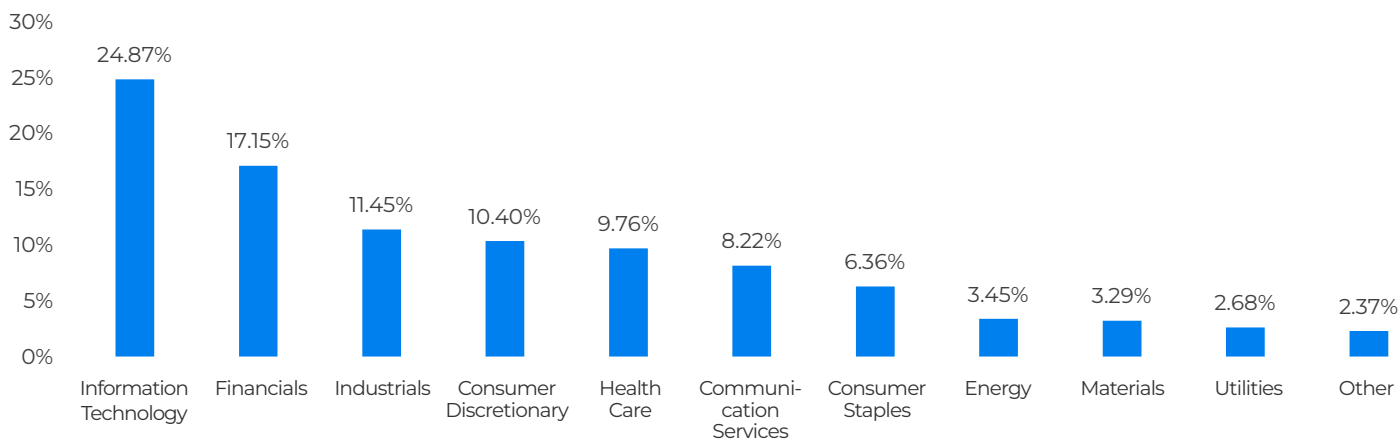


Satrix MSCI World Feeder ETF

New Dual Listing - Kenya

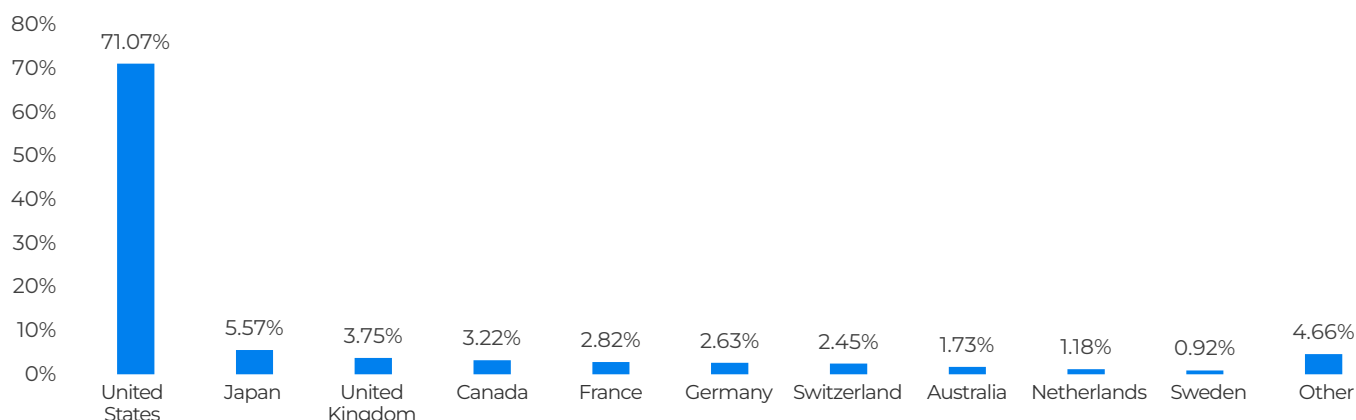


INDEX COMPOSITION



Source: iShares, BlackRock | 31 May 2025

COUNTRY EXPOSURE



Source: iShares, BlackRock | 31 May 2025

HOW TO ACCESS THE ETF POST THE DUAL LISTING

NSE Member Stockbrokers

Local Liquidity Provider: ABSA Kenya

Asset Manager: Satrix* Investment Team

Market Maker: Satrix Private Wealth

FOR MORE INFORMATION: www.satrix.co.ke

Satrix Managers (RF) (Pty) Ltd (Satrix) is a registered and approved Manager in Collective Investment Schemes in Securities and an authorised financial services provider in terms of the FAIS. Collective investment schemes are generally medium- to long-term investments. With Unit Trusts and ETFs, the investor essentially owns a "proportionate share" (in proportion to the participatory interest held in the fund) of the underlying investments held by the fund. With Unit Trusts, the investor holds participatory units issued by the fund while in the case of an ETF, the participatory interest, while issued by the fund, comprises a listed security traded on the stock exchange. ETFs are index tracking funds, registered as a Collective Investment and can be traded by any stockbroker on the stock exchange or via Investment Plans and online trading platforms. An ETF may incur additional costs due to it being listed on the JSE. Past performance is not necessarily a guide to future performance and the value of investments / units may go up or down. A schedule of fees and charges, and maximum commissions are available on the Minimum Disclosure Document or upon request from the Manager. Collective investments are traded at ruling prices and can engage in borrowing and scrip lending. Should the respective portfolio engage in scrip lending, the utility percentage and related counterparties can be viewed on the ETF Minimum Disclosure Document. The Manager does not provide any guarantee either with respect to the capital or the return of a portfolio. The index, the applicable tracking error and the portfolio performance relative to the index can be viewed on the ETF Minimum Disclosure Document and/ or on the Satrix website. Performance is based on NAV to NAV calculations of the portfolio. Individual performance may differ to that of the portfolio as a result of initial fees, actual investment date, dividend withholding tax and income reinvestment date. The reinvestment of income is calculated based on actual distributed amount and factors such as payment date and reinvestment date must be considered. The fund will hold foreign assets and could be exposed to the following risks regarding potential constraints on liquidity and the repatriation of funds, macroeconomic, political, foreign exchange, tax risks, settlement risks and potential limitations on the availability of market information.

If you are in any doubt as to the action you should take, you are advised to consult your professional advisers immediately. The Capital Markets Authority and the Nairobi Securities Exchange assume no responsibility for the correctness of any statements, opinions, or reports contained in this document.

* Satrix is a division of Sanlam Investment Management.

